



**Electrolux**  
PROFESSIONAL

## Standard Preparation 1400 mm Cupboard Sink with 1 Bowl & Left Drain

ITEM # \_\_\_\_\_

MODEL # \_\_\_\_\_

NAME # \_\_\_\_\_

SIS # \_\_\_\_\_

AIA # \_\_\_\_\_



**133250 (MLA1416SXP)**

Cupboard Sink with 1 bowl  
600x500mm, left hand  
drainer and 2 sliding doors,  
1400mm

### Short Form Specification

#### Item No. \_\_\_\_\_

Made entirely from stainless steel. Inner welded frame in stainless steel. Unique connection of panels to inner frame. The 50mm high worktop in 304 AISI stainless steel, 1mm in thickness, incorporates a layer of sound deadening material and has upturned edges. Upstand (h=100mm) with 8mm rounded edge. Drainage area suitable for drying operations. Sound-deadened sliding doors. Base panel in 304 AISI stainless steel and height-adjustable intermediate shelf. Sink bowl in 304 AISI stainless steel with overflow pipe and drain hole. Mounted on feet, adjustable in height.

### Main Features

- Ideal for central positioning in the kitchen, either as island installation or back to back.

### Construction

- Inner welded frame in stainless steel to guarantee superior strength and stability.
- Easy access to the cupboard interior on all lengths guaranteed by the use of only 2 doors.
- Sink bowl in 304 AISI stainless steel, supplied with overflow drain pipe and drain hole.
- 50 mm worktop in 304 AISI stainless steel with upturned edges, incorporates an 18 mm layer of sound deadening material.
- Reinforced side and base panel in 304 AISI stainless steel.
- 100 mm upstand with 8 mm radiused corner and 13 mm deep, designed to be used against a wall.
- Equipped with intermediate shelf which can be positioned at three different heights.
- 304 AISI stainless steel feet, 200 mm high and 54 mm in diameter, adjustable by -50/+30 mm.
- Sturdy sound-deadened sliding doors on tracks located flush to the front of the frame.
- Drainage area suitable for drying operations
- Heavy duty Stainless steel construction.

### Optional Accessories

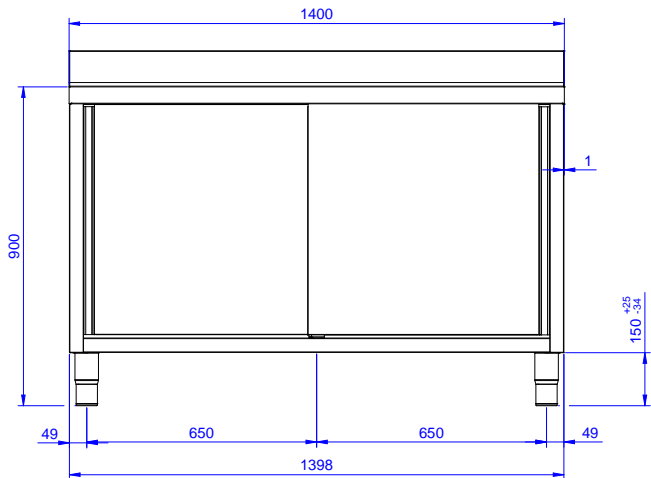
- False bottom for left hand 600x500mm Bowl PNC 895110 ☐
- Overflow filter for bowl (H=180 mm) PNC 895130 ☐
- Overflow filter for bowl (H=230 mm) PNC 895131 ☐
- Overflow filter for bowl (H=330 mm) PNC 895132 ☐

APPROVAL: \_\_\_\_\_

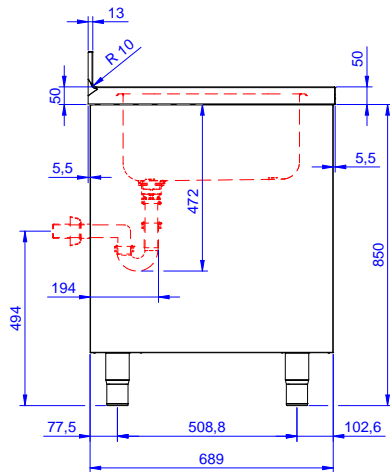


Experience the Excellence  
[www.electroluxprofessional.com](http://www.electroluxprofessional.com)

Front

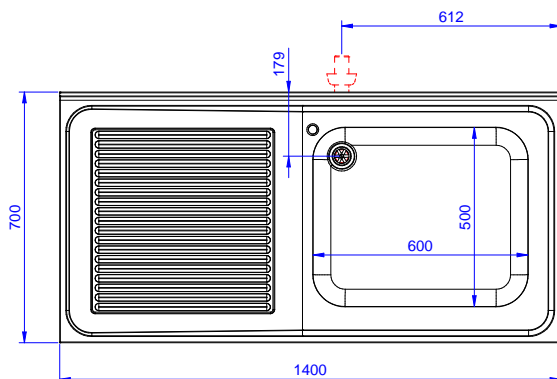


Side



D = Drain

Top



### Drain:

Drainer position: Left

### Key Information:

Cabinet width:	1310 mm
Cabinet depth:	645 mm
Cabinet height:	330 mm
External dimensions, Width:	1400 mm
External dimensions, Depth:	700 mm
External dimensions, Height:	1000 mm
Upstand Dimensions, Height:	100 mm
Upstand Dimensions, Depth:	13 mm
Upstand Dimensions, Radius:	R=8
Bowls number	1
Bowl dimensions	600x500xH300
Number and type of doors:	2 Sliding
Worktop thickness:	50 mm
Net weight:	60 kg